

Derby Rocking Horse

Assembly Instructions

Item # 19601-19641



Hex Screw x 8 pcs

E



Washer x 2 pcs



Hex Screw x 1 pc



Allen Wrench x 1 pc



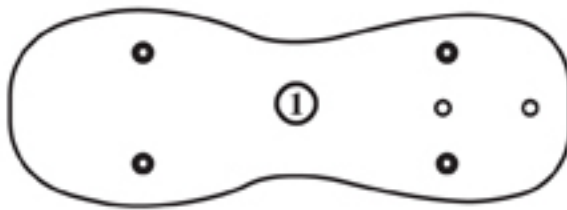
Wood Dowel x 8 pcs



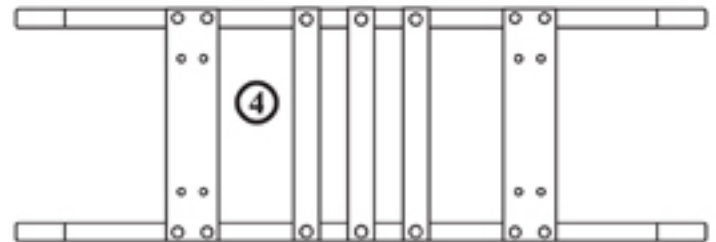
Nut x 2 pcs



Wrench x 1 pc



Seat x1



Rocker x1



Legs

Front Left & Back Right x2

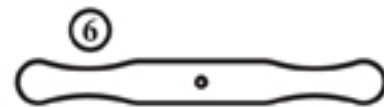


Horse Head x1



Legs

Front Right & Back Left x2



Handle x1

3-8

CAUTION: Adult assembly required. Hardware contains small screws with sharp points. Keep unassembled parts out of the reach of small children.



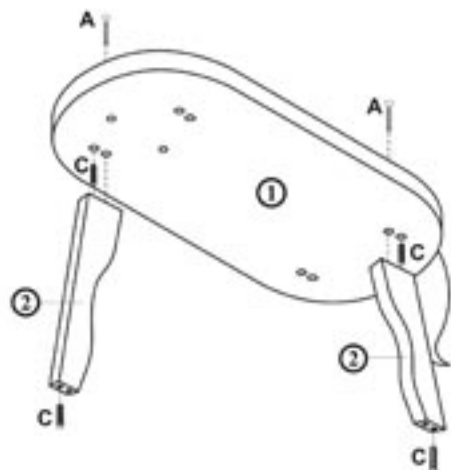
WARNING: CHOKING HAZARD
Unassembled parts may be a choking hazard to children 3 years and younger.

Derby Rocking Horse

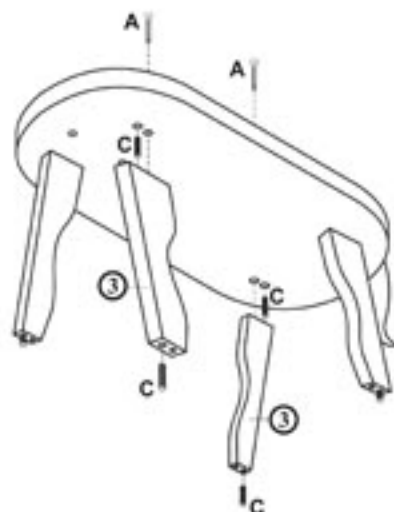
Assembly Instructions

Item # 19601-19641

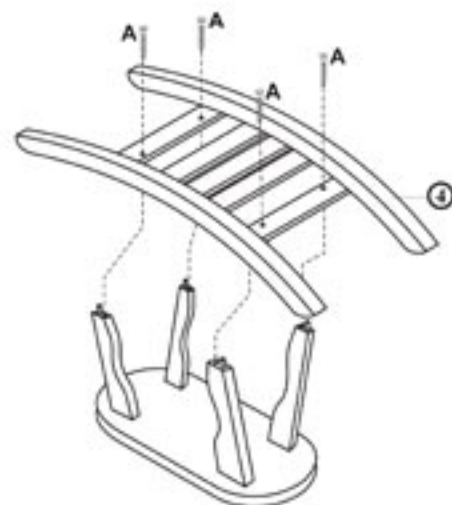
Step 1



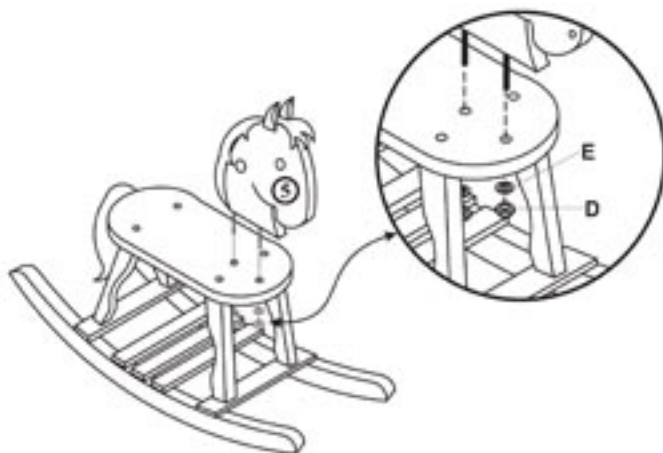
Step 2



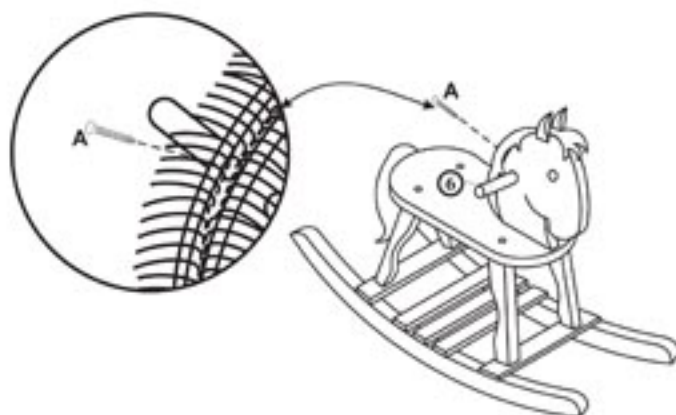
Step 3



Step 4



Step 5



Step 6



IMPORTANT! DO NOT TIGHTEN SCREWS OR BOLTS UNTIL COMPLETELY ASSEMBLED!!

3-8

CAUTION: Adult assembly required. Hardware contains small screws with sharp points. Keep unassembled parts out of the reach of small children.



WARNING: CHOKING HAZARD
Unassembled parts may be a choking hazard to children 3 years and younger.

IMPORTANT INFORMATION-PLEASE READ FIRST

ALL OF OUR WOODEN ITEMS ARE HANDCRAFTED, HAND ASSEMBLED, AND HAND PAINTED. EACH ONE IS UNIQUE. SLIGHT IMPERFECTIONS MAY OCCUR AND ARE NOT MANUFACTURING DEFECTS. EACH ITEM HAS BEEN PAINTED WITH A VERY DURABLE PAINT THAT IS BOTH LEAD AND CHROMATE FREE AND SAFE FOR CHILDREN.

PLEASE NOTE THAT WE DO NOT WARRANTY AGAINST THE USE OF PERMANENT MARKERS, NON-WATER-BASED PAINTS, CRAYONS, OR WASHABLE MARKERS. SOME OF THESE ITEMS CONTAIN PERMANENT COLOR DYES THAT COULD DAMAGE THE SURFACE

CLEANING INSTRUCTIONS

CLEAN THE SURFACE USING A SLIGHTLY DAMP CLOTH AND MILD DISHWASHING LIQUID IF NECESSARY. DO NOT USE ANY CLEANING PRODUCT CONTAINING ALCOHOL OR AMMONIA. THESE WILL DULL THE SHINY SURFACE OF THE PRODUCT. FURNITURE POLISH WILL ALSO WORK TO CLEAN AND DUST OFF THE SURFACE.

WE RECOMMEND THAT YOU TEST ALL CLEANING MATERIALS ON THE UNDERSIDE OF ANY SURFACE THAT WOULD NOT BE SEEN DURING NORMAL USE OF THE PRODUCT. IF YOU HAVE QUESTIONS REGARDING THE MAINTENANCE OF THIS PRODUCT PLEASE FEEL FREE TO CALL US.